

**Edelstahl Fittinge für
Teflon Schlauch R160
S.A.E. 37° (JIC/AN)**

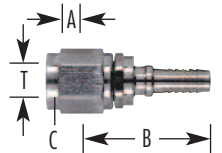
**Stainless steel Fitting for
PTFE Horse R160
S.A.E. 37° (JIC/AN)**



Part No.	Hose Size	Thread „T“	A [mm]	B [mm]	C SW [mm]	D [mm]	Ø innen Anschluß [mm]	Gewicht SS [g]
----------	-----------	------------	--------	--------	-----------	--------	-----------------------	----------------

Gerade / Straight

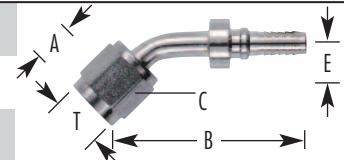
R160-04SS-0	R160-04D	7/16-20	9,4	33	14,3	13,9	3,3	26	9
R160-06SS-0	R160-06D	9/16-18	9,5	37,2	17,5	17,4	6,5	40	15,5
R160-08SS-0	R160-08D	3/4-16	11,1	40,8	22,2	20,5	8,6	73	25,5



Part No.	Hose Size	Thread „T“	A [mm]	B [mm]	C SW [mm]	D [mm]	E [mm]	Ø innen Anschluß [mm]	Gewicht SS [g]
----------	-----------	------------	--------	--------	-----------	--------	--------	-----------------------	----------------

45° Winkel / 45° Elbow

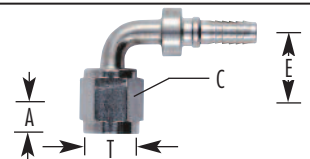
R160-04SS-45	R160-04D	7/16-20	9,4	47,3	14,3	12,7	8,8	3,7	30
R160-06SS-45	R160-06D	9/16-18	9,5	50,8	17,5	15,9	12	6,9	46
R160-08SS-45	R160-08D	3/4-16	11,1	57,2	22,2	19	14,5	9,3	77,5



Part No.	Hose Size	Thread „T“	A [mm]	B [mm]	C SW [mm]	D [mm]	E [mm]	Ø innen Anschluß [mm]	Gewicht SS [g]
----------	-----------	------------	--------	--------	-----------	--------	--------	-----------------------	----------------

Winkel 90° / 90° Elbow

R160-04SS-90	R160-04D	7/16-20	9,4	37,1	14,3	12,7	16,3	3,7	30
R160-06SS-90	R160-06D	9/16-18	9,5	45	17,5	15,9	22,6	6,9	48
R160-08SS-90	R160-08D	3/4-16	11,1	49	22,2	19	28,1	9,3	82,5



Part No.	Hose Size	Thread „T“	A [mm]	B [mm]	C SW [mm]	Ø innen Anschluß [mm]	Gewicht SS [g]
----------	-----------	------------	--------	--------	-----------	-----------------------	----------------

Gerader Nippel / Straight male

R160-04SS-0m	R160-04D	7/16-20	14	41,5	17,5	3,7	26
R160-06SS-0m	R160-06D	9/16-18	14	43,5	20,6	6,9	33
R160-08SS-0m	R160-08D	3/4-16	16,7	48,3	25,4	9,3	57,5